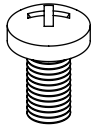


INSTALLATION INSTRUCTION

Range from 10.1" to 12.9"

TMO-ENC-001

Components :



A

Philips pan head screw
M5*8(x4)



G

Philips pan head screw
M4*8 (x4)



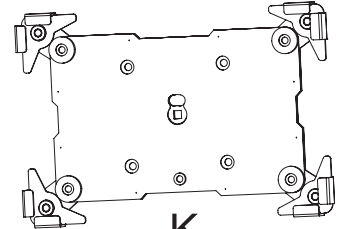
H

Non-slip nuts
M4 (x4)



I

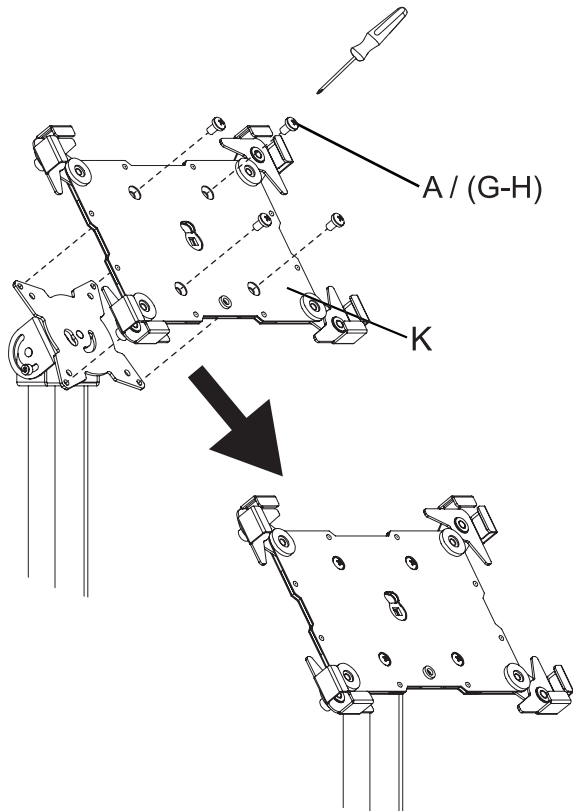
Hexagon wrench
M3(x1)



K

Adjustable case
(x1)

①



②

